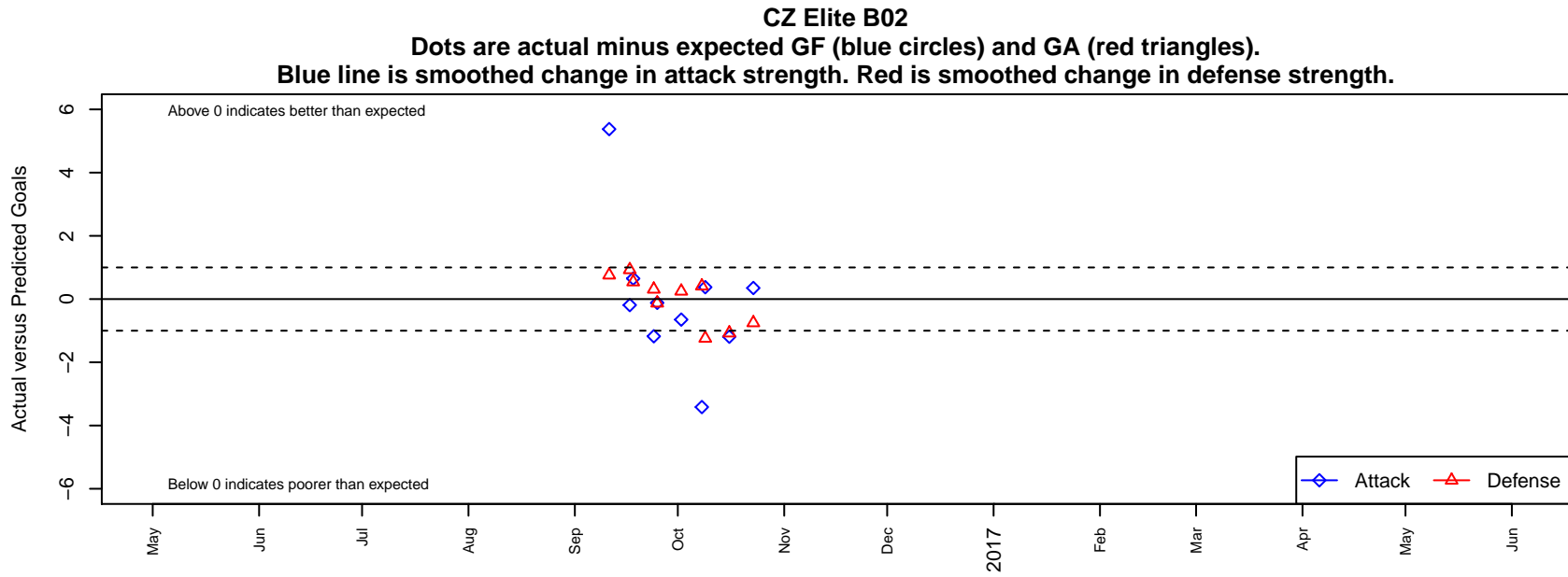


# CZ Elite B02

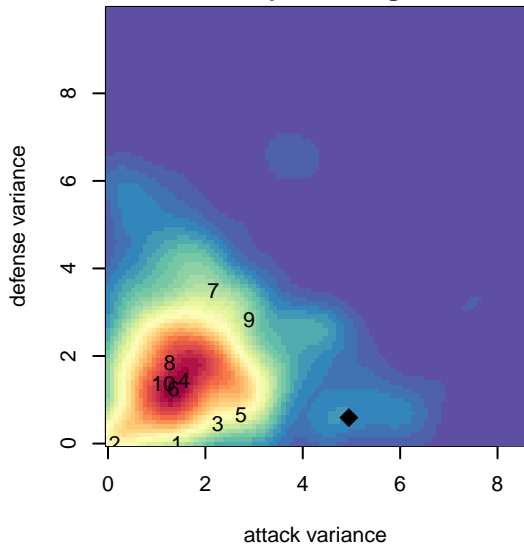
, CAS  
B02 total strength=1539  
attack=15.71 defense=10.66  
fall league = SCDL FI1 U15

alt names used:  
CZ Elite B02

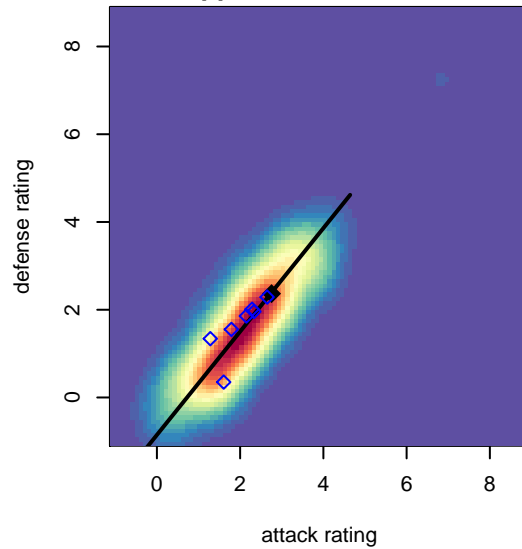
Venues played:  
2016 SCDL FI1 U15



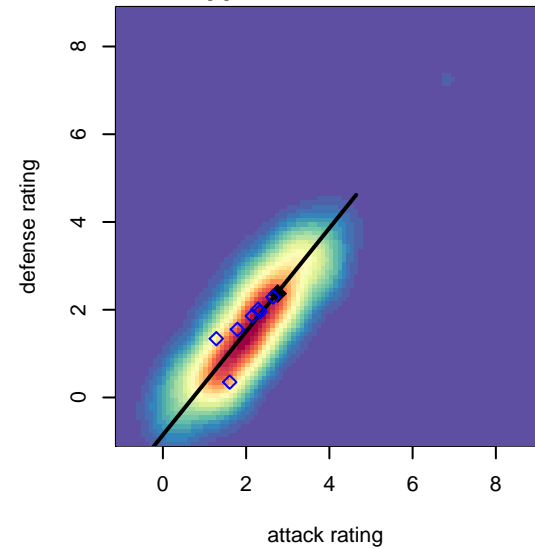
**attack and defense variance (black dot)  
relative to other teams  
and top 10 in region**



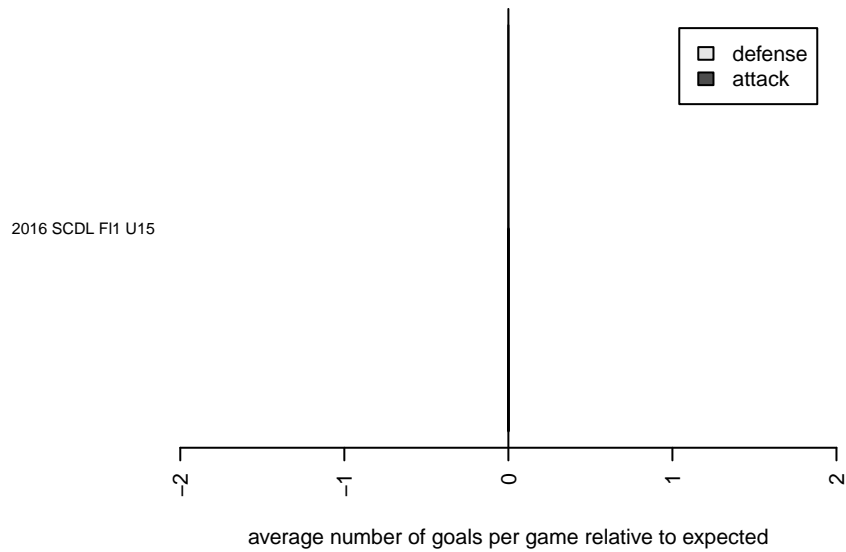
**attack and defense rating  
relative to others at age  
and all opponents in last 13 months**



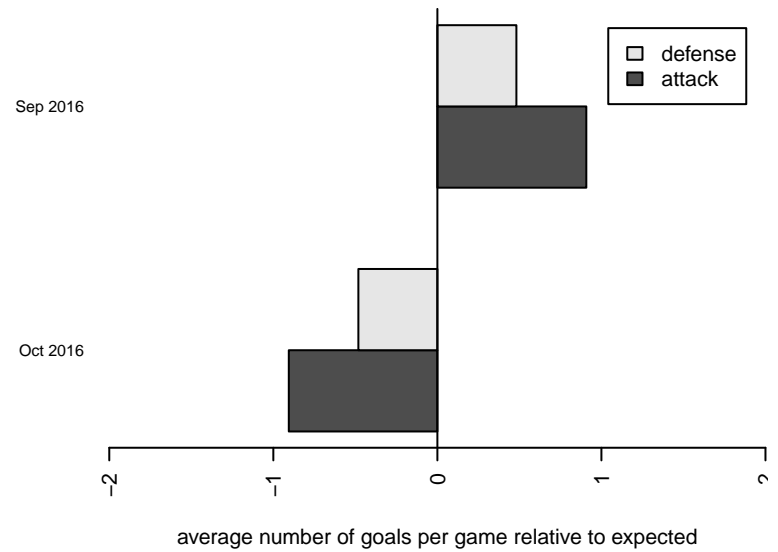
**attack and defense rating  
relative to others at age  
and all opponents in last 13 months**



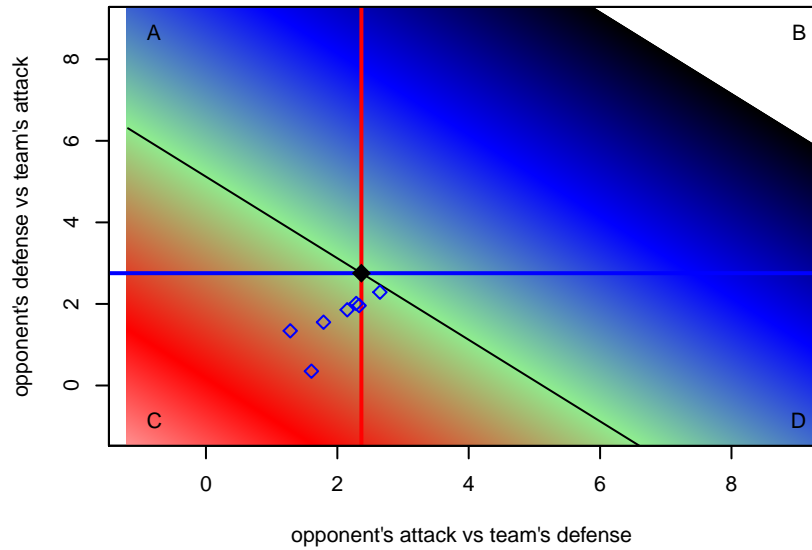
**Performance relative to 13 month average**



**Performance relative to 13 month average**



Distribution of opponents  
 Red = Lose zone, Blue = Win zone, Green = Even  
 Black line separates win/lose zones



lot. A=Neither has attack advantage, B=Opponent has both attack and defense advantage, C=Opponent has both attack and defense disadvantage, D=Both have

<b>date</b>	<b>home</b>		<b>away</b>		<b>venue</b>	<b>pred.home</b>	<b>pred.away</b>
2016-10-23	Freedom FC Blue B02	2	CZ Elite B02	2	2016 SCDL F11 U15	1.25	1.65
2016-10-16	CZ Elite B02	1	Pateadores Riverside B02	2	2016 SCDL F11 U15	2.19	0.93
2016-10-09	TFA FC Los Angeles B02	2	CZ Elite B02	3	2016 SCDL F11 U15	0.76	2.62
2016-10-08	CZ Elite Cherif B02	0	CZ Elite B02	8	2016 SCDL F11 U15	0.41	11.42
2016-10-02	CZ Elite B02	1	Freedom FC Blue B02	1	2016 SCDL F11 U15	1.65	1.25
2016-09-25	Freedom FC Green B02	1	CZ Elite B02	2	2016 SCDL F11 U15	0.87	2.12
2016-09-24	CZ Elite B02	3	Pacific Coast SC Blue B02	0	2016 SCDL F11 U15	4.18	0.31
2016-09-18	CZ Elite B02	4	Pateadores Riverside Blue B02	0	2016 SCDL F11 U15	3.35	0.54
2016-09-17	Pateadores Riverside B02	0	CZ Elite B02	2	2016 SCDL F11 U15	0.93	2.19
2016-09-11	CZ Elite B02	8	TFA FC Los Angeles B02	0	2016 SCDL F11 U15	2.62	0.76